



## **ABOUT IDEAL TRUCK ACCESSORIES**

*Ideal Truck Accessories is headquartered in Chagrin Falls, OH. Ideal specializes in chrome and stainless "Goodies" for the Heavy Duty Truck Industry. With over 25 years' experience in the industry, we believe we understand the market and our customer's needs.*

*We have focused our product line on universal type items which we know to be popular. There are also some unique products which enhance the product line and we plan to add more of these in the future.*

*Superior customer service is our watchword and we take our responsibility to our customers very seriously.*

*Please let us know what we can do for you!*

*Thank you,*

*Tom Clark*

**Ideal Truck Accessories**

[tomclark@10-4ideal.com](mailto:tomclark@10-4ideal.com)

**800-899-4415 Ph**

**800-641-1925 Ph**

**440-708-0700 Fax**

[www.10-4ideal.com](http://www.10-4ideal.com)

**Ph 800-641-1925**

**E-Mail [sales@10-4ideal.com](mailto:sales@10-4ideal.com)**



# CATALOG INDEX

## ACCESSORIES

<i>Mudflap Hangers</i>	3
<i>Mudflap Hanger Lightbars</i>	4
<i>Rear Center Panels</i>	5
<i>Quarter Fenders</i>	6
<i>Tandem Fenders</i>	7
<i>Fender Mounting Kits</i>	8
<i>Nut Covers</i>	9 & 10
<i>Front &amp; Rear Hubcaps</i>	11
<i>ABS &amp; Stainless Hubcovers, Wheel Simulators</i>	12
<i>Mudflap Weights &amp; Hold-Downs</i>	13
<i>Acrylic Plastic Hoodshields</i>	14
<i>Stainless Hoodshields</i>	15 & 16
<i>Freightliner Century Class Headlights</i>	17
<i>Freightliner Cascadia Driving Lights</i>	18
<i>Train Horns</i>	19

## LIGHTING

<i>Standard 4" LED Lighting</i>	20
<i>Dual Revolution 4" LED's</i>	21
<i>Standard 2" &amp; 2.5" LED Lighting</i>	22
<i>Round Flatline LED's</i>	23
<i>Oval LED's</i>	24
<i>Marker LED's</i>	25
<i>2" X 6" Trailer LED's</i>	26
<i>Round Fender Double Face LED's</i>	27
<i>Square Fender Double Face LED's</i>	28
<i>Chrome Plastic Bezels</i>	29
<i>Rubber Grommets</i>	30



## MUDFLAP HANGERS

CR5087-1B Straight Painted 1 1/8" Bolt Spacing – 30"

CR5087-1CP Straight Chrome 1 1/8" Bolt Spacing – 30"

CR5087-1SS Straight Stainless 1 1/8" Bolt Spacing – 30"

CR5087-2B Straight Painted 2 1/2" Bolt Spacing – 30"

CR5087-2CP Straight Chrome 2 1/2" Bolt Spacing – 30"

CR5087-2CP Straight Stainless 2 1/2" Bolt Spacing – 30"

CR5087-3B Angled Painted 1 1/8" Bolt Spacing – 27"

CR5087-3CP Angled Chrome 1 1/8" Bolt Spacing – 27"

CR5087-3SS Angled Stainless 1 1/8" Bolt Spacing – 27"

CR5087-4B Angled Painted 2 1/2" Bolt Spacing – 27"

CR5087-4CP Angled Chrome 2 1/2" Bolt Spacing – 27"



CR5087-4SS Angled Stainless 2 1/2" Bolt Spacing – 27"

CR25 Straight Square Steel 5/8" Bar – 27"  
(complete kit w/mtg – 1 pair)

CR25B Straight Square Steel 5/8" Bar – 27"  
(1 bar only-no mtg)

CR37 Angled Square Steel 5/8" Bar – 27"  
(complete kit w/mtg – 1 pair)

CR37B Angled Square Steel 5/8" Bar – 27"  
(1 bar only-no mtg)



## MUDFLAP HANGER LIGHTBARS

**CR3130-1**      **Stainless 2 Pc. Light Bar – Spring Loaded**  
                          **3 ¾” Bolt Spacing – 4” Round Light Holes**

**CR3131-1**      **Same with 2 ½” Bolt Spacing**

**CR3132-1**      **Same with 2” Bolt Spacing**



**CR3130-LED**    **Stainless 2 Pc. Light Bar – Spring Loaded**  
                          **3 ¾” Bolt Spacing – 4” Red**  
                          **LED’s Includes Grommets**  
                          **& ABS Bezels**

**CR3131-LED**    **Same with 2 ½” Bolt Spacing**

**CR3132-LED**    **Same with 2” Bolt Spacing**



**CR3230-1**      **Stainless 2 Pc. Light Bar – Spring Loaded**  
                          **3 ¾” Bolt Spacing-Oval Light Holes**

**CR3231-1**      **Same with 2 ½” Bolt Spacing**

**CR3232-1**      **Same with 2” Bolt Spacing**



**CR3230-LED**    **Stainless 2 Pc. Light Bar – Spring Loaded**  
                          **3 ¾” Bolt Spacing – Oval Red LED’s**

**CR3231-LED**    **Same with 2 ½” Bolt Spacing**

**CR3232-LED**    **Same with 2” Bolt Spacing**



**CR3130-PWLED** **Pre-Wired Stainless 2 Pc. Light Bar-**  
                          **Heavy Duty Harness w/Connection**  
                          **Clips for**  
                          **Kenworth, Peterbilt & Freightliner-**  
                          **3 ¾” Bolts**

**CR3131-PWLED**    **Same as CR3130-PWLED w/2 ½” Bolts**

**CR3132-PWLED**    **Same as CR3130-PWLED w/2” Bolts**





## ***REAR CENTER PANELS***

**CR4140-LED**

**Stainless Rear Center Panel w/4 x 4" Red LED's  
Includes Grommets & ABS Bezel  
Boxed Style Including Backing Plate**



**CR4141-LED**

**Stainless Rear Center Panel w/4 x 4" &  
5 x 2 1/2" Red LED's  
Includes Grommets & ABS Bezels  
Boxed Style Including Backing Plate**



**CR4142-LED**

**Stainless Rear Center Panel w/4 x 4" &  
6 x 2" Red LED's  
Includes Grommets & ABS Bezels  
Boxed Style Including Backing Plate**



**(Other Light Options Available)**



## QUARTER FENDERS

**N100SSPM**      **Stainless 24" x 24" Braceless Quarter Fender**  
**Includes Top Flaps, Hdw & Stub Mount**



**N102SSPM**      **Stainless 24" x 24" U-Bolt Style Quarter Fender**  
**Includes Top Flaps, Hdw & Stub Mount**



**N200SSPM**      **Stainless 24" x 24" Triangle Mount Quarter Fender**  
**Includes Top Flaps, Hdw & Stub Mount**



**N229SSPM**      **Stainless 24" x 29" Triangle Mount Quarter Fender**  
**Includes Top Flaps, Hdw & Stub Mount**



**N100PLNM**      **Black Plastic 24"x24" Braceless Quarter Fender**  
**Includes Top Flaps & Hdw – No Mount**



## TANDEM FENDERS

### Half Tandem

Smooth Stainless	NR66XS	66" Smooth 14 Gauge 304 Solid Stainless Steel
Smooth Aluminum	NR66XA	66" Smooth 125 Aluminum
Diamond Plate Aluminum	NR66XD	66" Diamond Plate 105 Aluminum



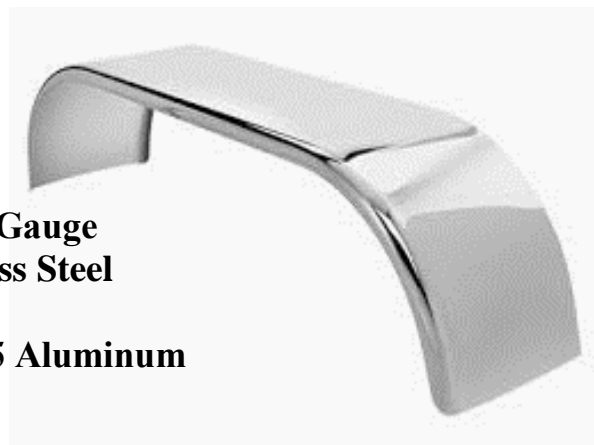
### Single Axle

Smooth Stainless	NR180XS	80" Smooth 14 Gauge 304 Solid Stainless Steel
Smooth Aluminum	NR180XA	80" Smooth 125 Aluminum
Diamond Plate Aluminum	NR180XD	80" Diamond Plate 105 Aluminum



### Full Tandem

Smooth Stainless	NR132XS	132" Smooth 14 Gauge 304 Solid Stainless Steel
Smooth Aluminum	NR132XA	132" Smooth 125 Aluminum
Diamond Plate Aluminum	NR132XD	132" Diamond Plate 105 Aluminum



## FENDER MOUNTING KITS

All Mounting Kits mount 1 pair of fenders. Single-Axle Kits include 4 side mounts. Half Tandem Kits include 2 front mounts and 2 center mounts. Full Tandem Kits include 2 front mounts, 2 rear mounts, and 2 center mounts. Front and rear mounts are stainless steel unless otherwise specified. Kits include all necessary mounting hardware. Front mounts vary with the type of suspension. Options are shown below with each particular suspension as well as universal kits and the standard center mount.

### UNIVERSAL MOUNTING KITS

#### Single Axle Universal

Includes 4 triangular side mounts, 4 stubs and hardware.

MKU23-23S



#### Half Tandem Universal

Includes 2 triangular front mounts, 2 stubs, 2 center mounts and hardware.

MKU23S-T



#### Full Tandem Universal

Includes 4 triangular side mounts, 4 stubs, 2 center mounts and hardware.

MKU23S-23T



### INDIVIDUAL MOUNTING PARTS



N240 Center Mount



N123SS-7 Tube Mount



N200SS-7 Triangle Mount



N52 Threaded Stub



N123-8SS 2" Band Clamp



N8 Non-Threaded Stub





## ***NUT COVERS***

**CR1101**      **1 ½” Chrome Bullet Style (Less than box quantity)**

**CR1101BK**      **1 ½” Chrome Bullet Style  
500 per Box**

**CR1101SS**      **1 1/2 ” Stainless Bullet Style  
(Less than box quantity)**

**CR1101SSBK**      **1 ½” Stainless Bullet Style  
500 per Box**

**CR1101-5**      **33MM Chrome W/Flange (Less than box quantity)**

**CR1101-5BK**      **33MM Chrome W/Flange  
500 per Box**

**CR1101-5SS**      **33MM Stainless W/Flange  
(Less than box quantity)**

**CR1101-5BKSS**      **33MM Stainless W/Flange  
500 per Box**

**CR1101-5P**      **33MM Plastic W/Flange (Less than box Quantity)**

**CR1101-5BKP**      **33MM Plastic W/Flange  
500 per Box**

**CR1101-5FP**      **33MM Flat Top Plastic W/Flange**





## ***LUG NUT COVERS – (cont'd)***

**CR1101-5PT      33MM Plastic Threaded W/Flange  
(Less than box quantity)**

**CR1101-5BKPT      33MM Plastic Threaded W/Flange  
500 per Box**



**CR1101-5PSE      33MM Chrome Plastic Super Extended – 3 ¼”  
Flat Top w/Flange**



**CR1101-5PSL      33MM Chrome Plastic Super Long – 4”  
Flat Top – No Flange**



**CR1101-5PSLT      33MM Chrome Plastic Super Long – 4”  
Flat Top W/Flange – Threaded**



**CR1101-5P1      33MM Chrome Plastic Super Long – 5”  
Pointed Top w/Flange – Threaded**





## ***FRONT HUBCAPS***

- CR1102-4      4 Notch Chrome Front Hubcap
- CR1102-4SS      4 Notch Stainless Front Hubcap
- CR1102-5      5 Notch Chrome Front Hubcap
- CR1102-5SS      5 Notch Stainless Front Hubcap
- CR1102-6      6 Notch Universal Chrome Hubcap
- CR1102-6SS      6 Notch Universal Stainless Hubcap



## ***REAR HUBCAPS***

- CR1103      Chrome Rear Hubcap  
8 1/4" Dia & 5/8" Studs
- CR1103SS      Stainless Rear Hubcap  
8 1/4" Dia & 5/8" Studs
- CR1103B      Chrome Rear Hubcap  
8 1/2" Dia & 3/4" Studs
- CR1103BSS      Stainless Rear Hubcap  
8 1/2" Dia & 3/4" Studs
- CR1103P      Chrome Pointed Rear Hubcap  
8 1/4" Dia & 5/8" Studs
- CR1103PSS      Stainless Pointed Rear Hubcap  
8 1/4" Dia & 5/8" Studs
- CR1103BP      Chrome Pointed Rear Hubcap  
8 1/2" Dia & 3/4" Studs
- CR1103BPSS      Stainless Pointed Rear Hubcap  
8 1/2" Dia & 3/4" Studs





## ***STAINLESS HUBCOVERS***

**WR12** Stainless High Hat – No Beauty Ring  
Mounts with Bracket & Retainer Nut  
(Sold Separately) Fits Tractor or Trailer

**WN220** Chrome Retainer Nut – Holds WR12 in Place by  
Screwing into WB70 Bracket

**WB70** Mounting Bracket for WR12 & WN220 –  
Attaches to End of Axle (7" Bolts) with WN220



## ***ABS PLASTIC HUBCOVERS***

**CR1102-FP33** Chrome Plastic ABS Front Hub Cover  
With Removable Hubcap & 10 X 33MM  
Threaded Nut Covers

**CR1103-RP33** Chrome Plastic ABS Rear Hub Cover  
With Removable Hubcap & 10 X 33MM  
Threaded Nut Covers



## ***WHEEL SIMULATORS***

**High Grade Stainless Wheel Simulators .**

Front, rear and complete sets available.

Specializing in 22.5" & 24.5" Wheels. Other sizes available on Special Order.

Vehicle year, make and model and wheel part numbers assure most accurate fit.





## **MUDFLAP WEIGHTS & HOLD-DOWNS**

(Sold by Piece)

**CR1104**      **Chrome Top Mudflap Weight  
With Studs – 2" x 24"**



**CR1104SS**      **Stainless Top Mudflap Weight  
With Studs – 2" x 24"**

**CR1104-1**      **Chrome Top Mudflap Weight  
With Through Bolts  
2" x 24"**



**CR1104-1SS**      **Stainless Top Mudflap Weight  
With Through Bolts – 2" x 24"**

**CR1105**      **Chrome Bottom Mudflap Weight  
4" x 24" with Studs**



**CR1105SS**      **Stainless Bottom Mudflap Weight  
4" x 24" with Studs**

**CR1105-1**      **Chrome Bottom Mudflap  
Weight 4" x 24" with  
Through Bolts**



**CR1105-1SS**      **Stainless Bottom Mudflap Weight  
4" x 24" with Through Bolts**

**CR1106**      **Chrome Wire Mudflap Hold-  
Down 21" x 24"**

**CR1106SS**      **Stainless Wire Mudflap Hold-  
Down 21" x 24"**





## HOODSHIELDS – ACRYLIC



TRUCK MFG	MODEL	HOODSHIELD
Freightliner	FLD	NB70FS
	Cascadia	NB70FS
	Century Class	NB70FS
Kenworth	T600	NB65KS
	T680 & T880	NB68/88KS
	T800	NB80KS
	W900L '96 & Newer	NB95KS
Peterbilt	379-389	NB30PS
Volvo	VN Series	NB50VS



## STAINLESS HOODSHIELDS



### TRUCK MFG

### MODEL

### HOODSHIELD

**Freightliner**

**FLD 120  
Cascadia  
Columbia  
Classic 1991+  
Coronado 1993-2010  
Coronado 2011+  
Century Class 2005+**

**CRFLD120  
CRFLCAS  
CRFLCOL  
CRFLCL  
CRCOR  
CRCOR2  
CRFLCC2**

**Kenworth**

**W900L  
T600  
T660  
T800  
T2000**

**CRKW900L  
CRKWT600  
CRKWT660  
CRKWT800  
CRKWT2000**



## ***HOODSHIELDS – STAINLESS - (cont'd)***



<b>TRUCK</b>	<b>MODEL</b>	<b>HOODSHIELD</b>
<b>Peterbilt</b>	<b>379</b>	<b>CRPET379</b>
	<b>386</b>	<b>CRPET386</b>
	<b>387</b>	<b>CRPET387</b>
	<b>389</b>	<b>CRPET389</b>
	<b>587</b>	<b>CRPET587</b>
<b>Volvo</b>	<b>VN</b>	<b>CRVN</b>
<b>International</b>	<b>Prostar</b>	<b>CRINPR</b>
	<b>Lonestar</b>	<b>CRINLS</b>
	<b>4000</b>	<b>CRIN40</b>
	<b>9200</b>	<b>CRIN92</b>
	<b>9300</b>	<b>CRIN93</b>
	<b>9400</b>	<b>CRIN94</b>
	<b>9900</b>	<b>CRIN99</b>
<b>Mack</b>	<b>CH</b>	<b>CRMCH</b>
	<b>CX</b>	<b>CRM CX</b>
	<b>Granite CT</b>	<b>CRM GCT</b>
	<b>Granite CV</b>	<b>CRM GR</b>
	<b>Vision &amp; Pinnacle 2006+</b>	<b>CRM VIS2</b>
<b>Western Star</b>	<b>Constellation 4900-CO</b>	<b>CRWC</b>
	<b>Heritage 4900</b>	<b>CRWH</b>



# ***FREIGHTLINER CENTURY CLASS HEADLIGHTS***

**WITH AMBER LED DAYLIGHT/TURN SIGNAL LIGHT**

**LOW BEAM H7 & HIGH BEAM H9 BULBS INCLUDED**

**D.O.T. APPROVED**

**FITS: FREIGHTLINER CENTURY CLASS**



**# CR40553 Passenger Side**



**# CR40552 Driver Side**

**Day Time – Amber LED daylight & turn signal light section is on “Low Bright”  
High & Low Beams are off. Amber LED section on & off “High  
Bright/Off” for Turn Signal function**

**Night Time – Amber LED daylight & Turn Signal Light section is on “Low Bright”  
When power is on. Amber LED section flashes on & off  
“High Bright/Off” for Turn Signal function**

## ***FREIGHTLINER CASCADIA LED DRIVING LIGHT***

Change the look of your truck with a newly designed DOT approved driving LED light. Lumen value: 5000cd  
Voltage: 12V – 25.6 WATT, LED Spec: 9,3 Watt, Current: 2 Ampere

LED Life Approximately 30,000 hours

Driving Light lens have optimum coating in UV protection prolonging lens life from hazing caused by UV rays.

Fits Freightliner Cascadia – 2008 & up.  
DOT Approved/SAE Compliant-Made in Taiwan

Driver Side 40595

Passenger Side 40596



**40596**



**40595**



## ***TRAIN HORNS***

**Compact Extra Loud 3 Bell Chrome Train Horn (100-130 Decibels)**

**CRHORN-3**



**Compact Extra Loud 4 Bell Chrome Train Horn (135-145 Decibels)**

**CRHORN-4**



**Horizontal Rack – 8 Bell Chrome Train Horn (150-160 Decibels)**



## STANDARD 4" LED LIGHTING

### 4" STANDARD

19 DIODES



**TLED-4100R**  
Red – Stop, Turn, Tail



**TLED-4100A**  
Amber - Turn Signal



**TLED-4100W**  
White - Backup



**TLED-419R**  
Red – Stop, Turn, Tail



**TLED-419CR**  
Clear Red – Stop, Turn, Tail



**TLED-419CRF (Flange Mount)**  
Clear Red – Stop, Turn, Tail

### 4" SUPER VALUE

8 DIODES



**TLED-48R**  
Red – Stop, Turn, Tail



**TLED-48CR**  
Clear Red – Stop, Turn, Tail

### 4" MIRROR LEDS

12 DIODES



**TLED-4MR**  
Red – Stop, Turn, Tail



**TLED-4MA**  
Amber – Turn Signal



**TLED-4MW**  
White – Back-Up



## DUAL REVOLUTION 4" LED'S

**DUAL  
19 DIODES**

**GROMMET  
MOUNT**

**OFF**



**RED - STOP, TURN, TAIL**



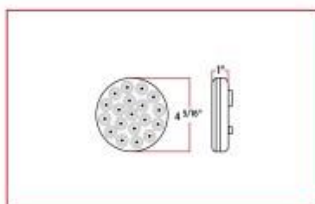
**WHITE BACK-UP**



**FEATURES:**

- 2 Functions in One Light
- Revolutionary Technology
- Easy Installation
- Greater Visibility w/Back-Up Function

**TLED-4X40**

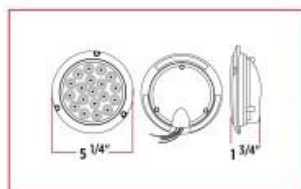


**DUAL  
19 DIODES**

**FLANGE  
MOUNT**



**TLED-4X40F**





## STANDARD 2" & 2.5" LED LIGHTING

2" Super Value  
9 Diodes



**TLED-2A**  
Amber Marker



**TLED-2R**  
Red Marker



**TLED-2TA/TLED-2TR**  
Clear Amber/Clear Red Marker

2" Super Diode  
5 Diodes



**TLED-2SA**  
Amber Marker



**TLED-2SR**  
Red Marker



**TLED-2SCA/TLED-2SCR**  
Clear Amber/Clear Red Marker

2.5" Super Value  
13 Diodes



**TLED-2HA**  
Amber Marker



**TLED-2HR**  
Red Marker



**TLED-2HTA/2HTR**  
Clear Amber/Clear Red Marker

2.5" Super Diode  
5 Diodes



**TLED-2HSA**  
Amber Marker



**TLED-2HSR**  
Red Marker



**TLED-2HSCA/TLED-2HSR**  
Clear Amber/Clear Red Marker



# ROUND FLATLINE LED'S - 2", 2.5" & 4"

2" FLATLINE  
9 Diodes



TLED-F2A



TLED-F2R



TLED-F2CA/TLED-F2CR

2 1/2" FLATLINE  
14 Diodes



TLED-F2HA



TLED-F2HR



TLED-F2HCA/TLED-F2HCR

4" FLATLINE  
49 Diodes



TLED-F4A



TLED-F4R



TLED-F4CA/TLED-F4CR/  
TLED-F4W



## **OVAL LED'S**

(6 ½" X 2 ¼")

### **OVAL MIRROR**

13 Diodes



**TLED-OBMA**  
Amber Turn Signal



**TLED-OBMR**  
Red Stop, Turn, Tail



**TLED-OBMCA/TLED-OBMCR/  
TLED-OBMW**  
Clear Amber, Red, White

### **OVAL SUPER DIODE**

13 Diodes



**TLED-OBSA**  
Amber Turn Signal



**TLED-OBSCA/  
TLED-OBSCR**  
Clear Amber Turn Signal/  
Clear Red Stop Turn, Tail

### **OVAL STANDARD**

12 Diodes



**TLED-O12CA/  
TLED-O12CR**  
Clear Amber Turn Signal/  
Clear Red Stop, Turn, Tail

### **OVAL FLATLINE**

52 Diodes



**TLED-FOA**  
Amber Turn Signal



**TLED-FOR**  
Red Stop, Turn Tail



**TLED-FOCA/TLED-FOCR/  
TLED-FOW**  
Clear Amber, Red, White





## *FLATLINE MARKER LED'S*

### **G1 Marker Flatline**

30 Diodes



**TLED-FGA**  
Amber Marker



(2 3/16" x 6 11/16")  
**TLED-FGR**  
Red Marker



**TLED-FGCA/TLED-FGCR**  
Clear Amber/Clear Red Marker

### **G3 Marker Flatline**



**TLED-FG2A**  
Amber Marker



(2" x 3")  
**TLED-FG2R**  
Red Marker



**TLED-FG2CA/TLED-FG2CR**  
Clear Amber/Clear Red Marker

### **Peterbilt Flatline Fender LED**



**TLED-FPA**  
Amber

(2" x 4 1/2")



**TLED-FPCA**  
Clear Amber



## ***2" x 6" TRAILER LEDS (24 Diodes – Multi Directional)***



**TLED-2X6DA  
Amber Marker**



**TLED-2X6DR  
Red Marker  
(2" x 5 5/16")**



**TLED-2X6DCA/TLED-2X6DCR  
Clear Amber/Clear Red Marker**

## ***2" x 6" TRAILER FLATLINES***



**TLED-FTA  
Amber Marker**



**TLED-FTR  
Red Marker  
(2" x 6")**



**TLED-FTCA/TLED-FTCR  
Clear Amber/Clear Red Marker**

## ***2" X 6" FREIGHTLINER TURN SIGNAL***

## ***OVAL HUMPH***



**TLED-2X6SA  
Amber Marker**



**TLED-2X6SCA/TLED-2X6SCR  
Clear Amber/Clear Red Marker  
(2" x 5 15/16")**



**TLED-HOBA  
Amber Turn Signal Marker  
(2 1/4" x 6 1/2")**



## ROUND FENDER DOUBLE FACE LED'S

**DOUBLE FACE**  
42 Diodes  
Super Value



**TLED-DFD (Front) (Side) TLED-DFD (Back)**  
Amber/Red Marker

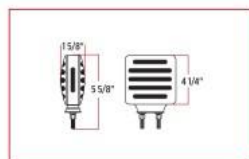
**TLED-DFDC**  
Clear Amber/Red Marker

**DOUBLE FACE**  
38 Diodes  
"OL-SKUL" Round



**TLED-DFO (Front) (Side) TLED-DFO (Back)**  
Amber/Red Marker

**DOUBLE FACE FLATLINE**  
74 Diodes



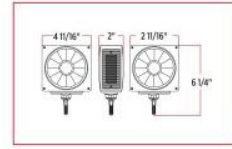
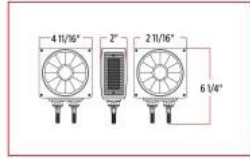
**TLED-FD (Front) (Back) TLED-FD (Side)**  
Amber/Red Marker

**TLED-FDC**  
Clear Amber/Red Marker



# SQUARE FENDER DOUBLE FACE LED'S

**DOUBLE FACE**  
**38 Diodes**  
**Super Diode**



**TLED-SDFL3/TLED-SDFR3**  
 (Front) (Side) (Back)  
 Amber/Red Marker



**TLED-SDFL4/TLED-SDFR4**  
 (Front) (Side) (Back)  
 Amber/Red Marker

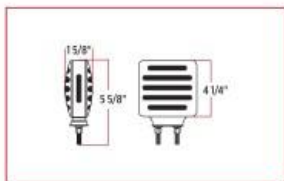


**TLED-SDFL3C/TLED-SDFR3C**  
 (Front) (Side) (Back)  
 Clear Amber/Clear Red Marker



**TLED-SDFL3CA/TLED-SDFR3CA**  
 (Front) (Side) (Back)  
 Clear Amber/Clear Amber Marker

**DOUBLE FACE FLATLINE**  
**72 Diodes**



**TLED-FS**  
 (Front) (Side) (Back)  
 Amber/Red Marker



**TLED-FSC**  
 Clear Amber/Clear Red



## CHROME PLASTIC BEZELS

**2" ROUND**  
Twist on Bezels



**TBEZ-2CH4**



**TBEZ-2CH5**

**2.5" ROUND**  
Twist On Bezels



**TBEZ-2HCH4**



**TBEZ-2HCH5**

**4" ROUND**  
Twist on Bezels



**TBEZ-4CH4**



**TBEZ-4CH5**

**OVAL**  
Twist on Bezels



**TBEZ-OBCH4**



**TBEZ-OBCH5**

**SQUARE**  
Screw on Bezels



**TBEZ-SQR**

**OVAL**  
Screw on Bezels



**TBEZ-OBCH2**



**TBEZ-OBCH3**



# RUBBER GROMMETS

## 2" GROMMETS Rubber



TGRO-2R



TGRO-2RC



TGRO-2HRO



TGRO-2HR

## 4" GROMMETS Rubber



TGRO-4R



TGRO-4RC

## SQUARE GROMMETS Rubber



TGRO-SQR

## OVAL GROMMETS Rubber



TGRO-OBR

(Same With Closed Back)

TGRO-OBRC